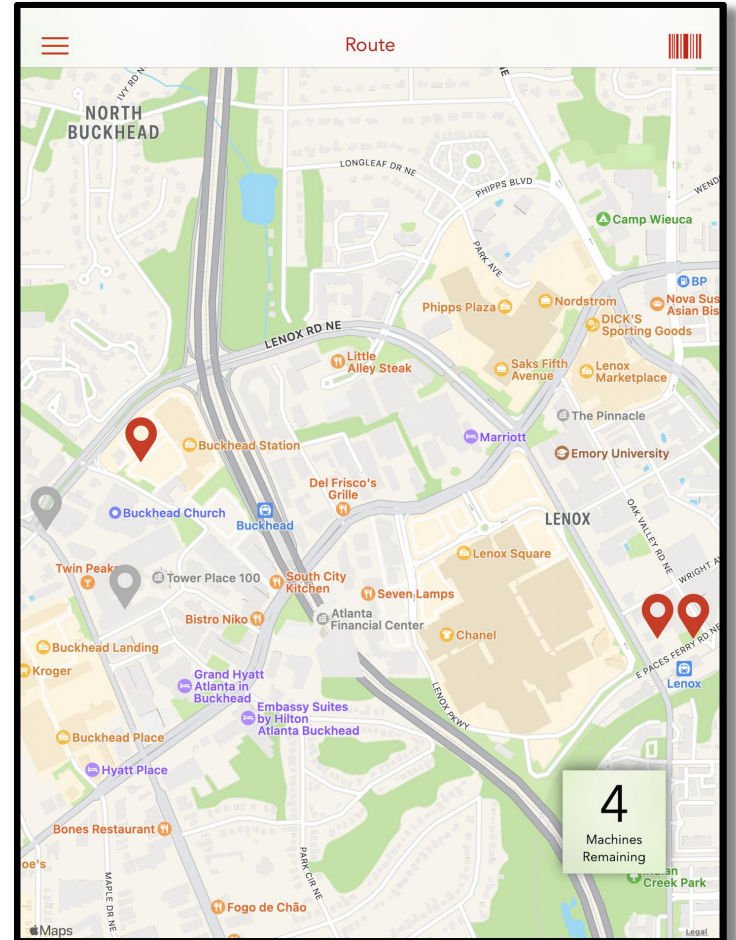


Gimme Drive & Gimme Field

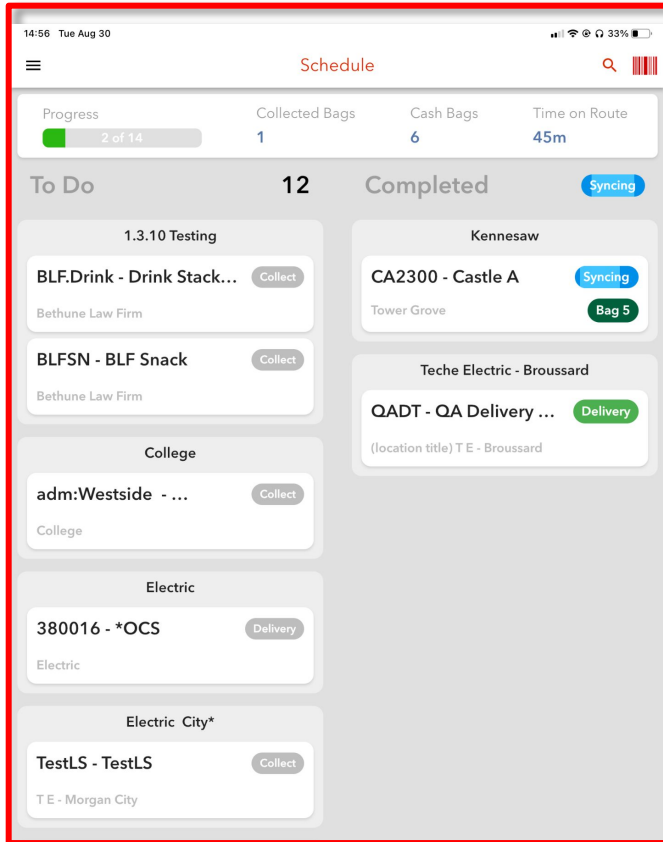
Functionality Comparison

Route

- The only feature in Gimme Drive that is not in Gimme Field
- Currently tracked as GitHub Issue 662



Field



Schedule

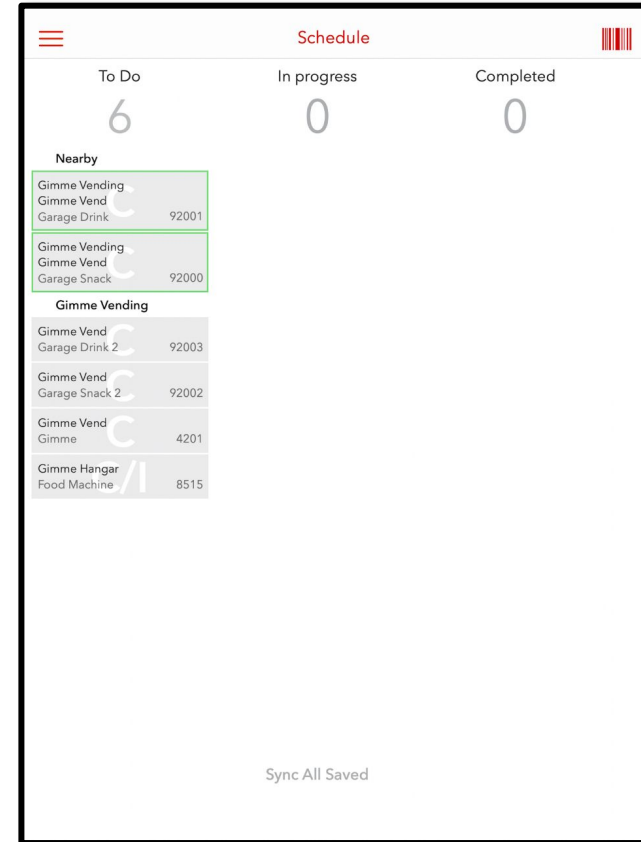
Same

- List view of visits
- Barcode scanner
- Nearby POS highlighted

In Field

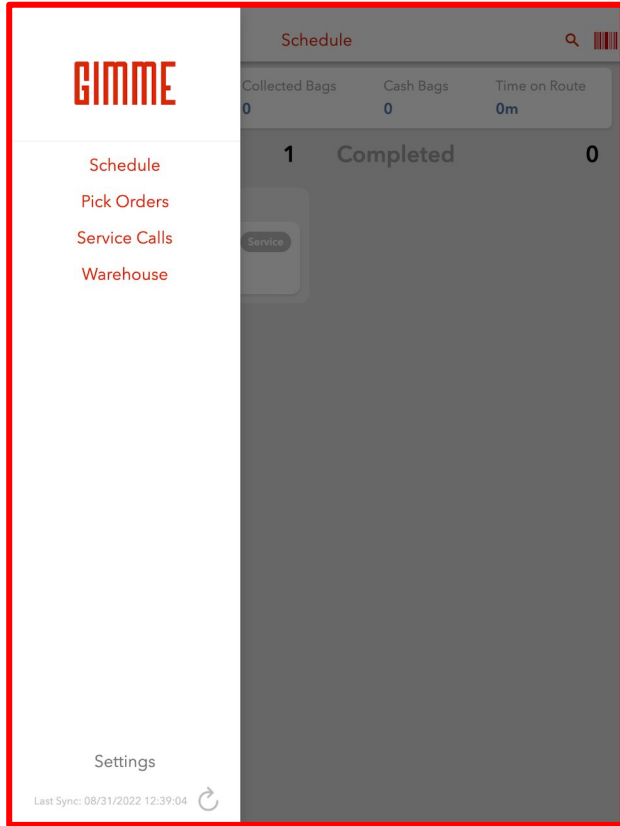
- Search for scheduled and unscheduled visits
- Auto sync for completed visits
- Visit dashboard

Drive

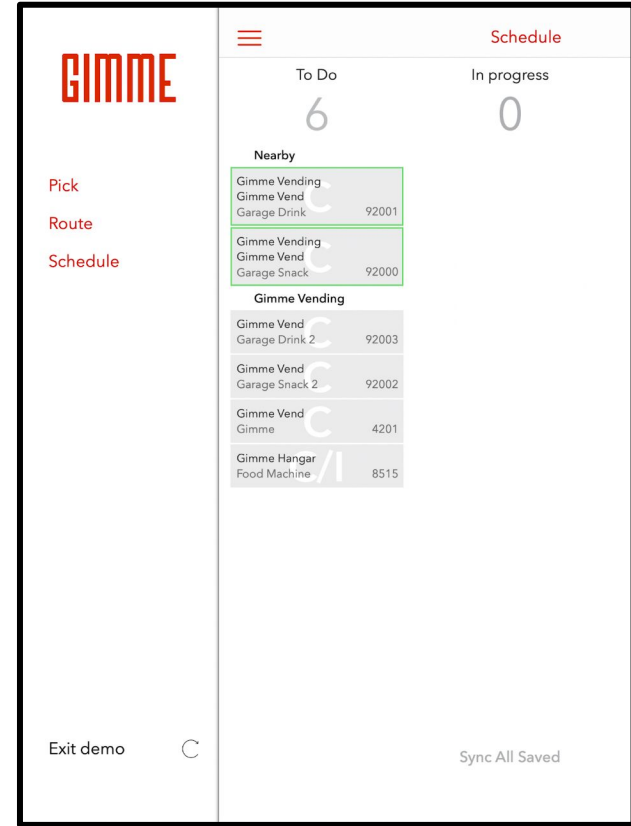


Menu

Field



Drive



Same

- Schedule

In Field

- Pick Orders (pre-kit)
- Service calls: create, view, edit, close
- Warehouse features
- No route maps

Pick Orders

Field

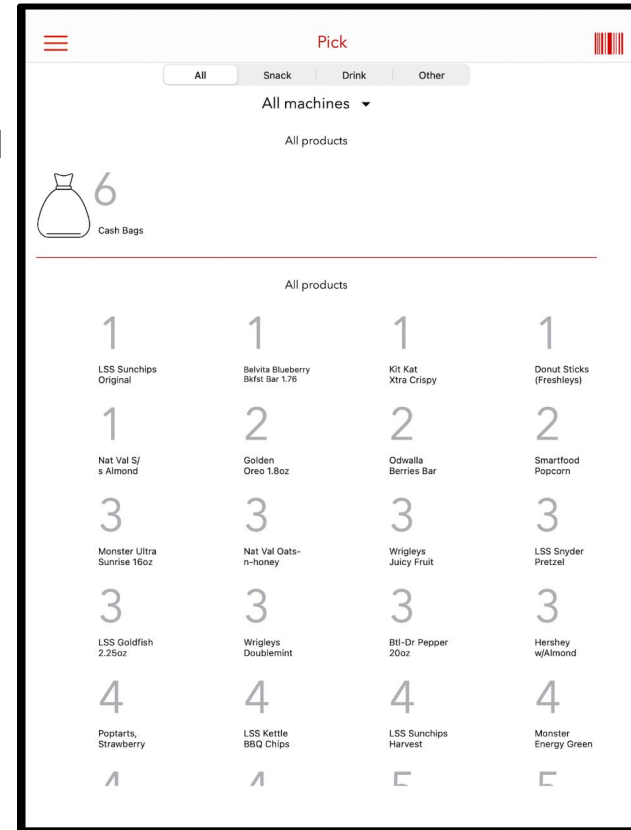
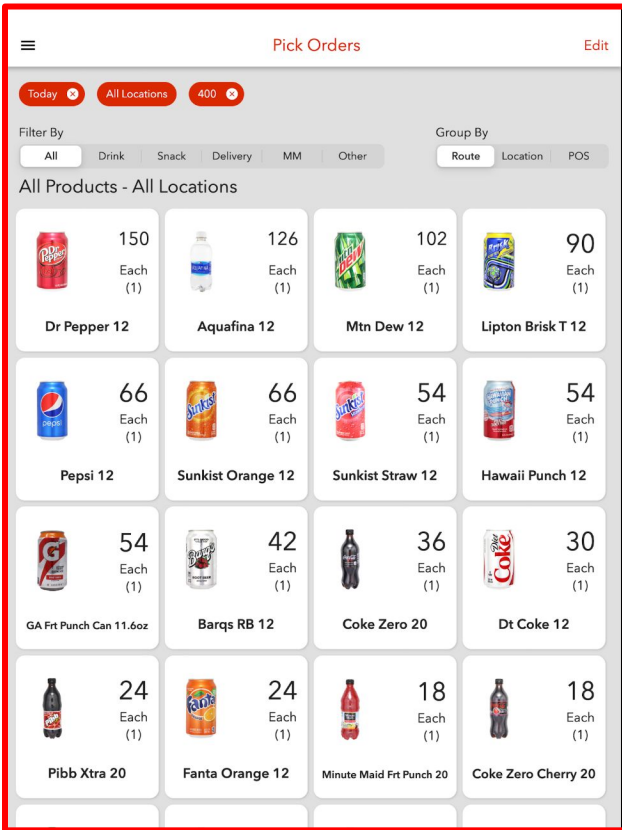
Drive

Same

- "Picks" in Drive are displayed in the "Add Product" screen as part of the driver's checklist
- Cash bags displayed on the Schedule screen's dashboard

In Field

- Pre-kit using Gimme Field
- View picked product within a visit



Schedule > Search Bar

Field

- Search for scheduled visits
- Search for POS not scheduled and add as a new visit

The screenshot shows a search interface with a search bar at the top containing a magnifying glass icon, a close button (X), and the text 'Cancel'. Below the search bar, there are two main sections:

- Scheduled**
Diegos Account
123963258 - Diegofakepos
diegoptc
- Not Scheduled**
Gimme Test
122D - Can-Grocery Side
Location Test
0002 - LocTest 2
Location Test
0003 - LocTest 3
Location Test
MT2 - MM Test 2
Gimme House
MTO - MM test one
Gimme House
MT - MM Test
Gimme House
0001 - LocTest 1

(Opened) Visit

Field

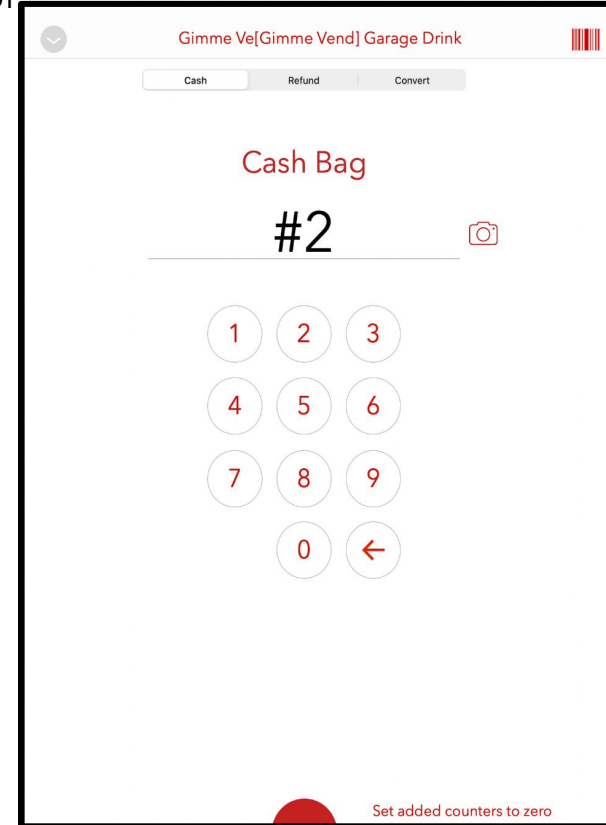
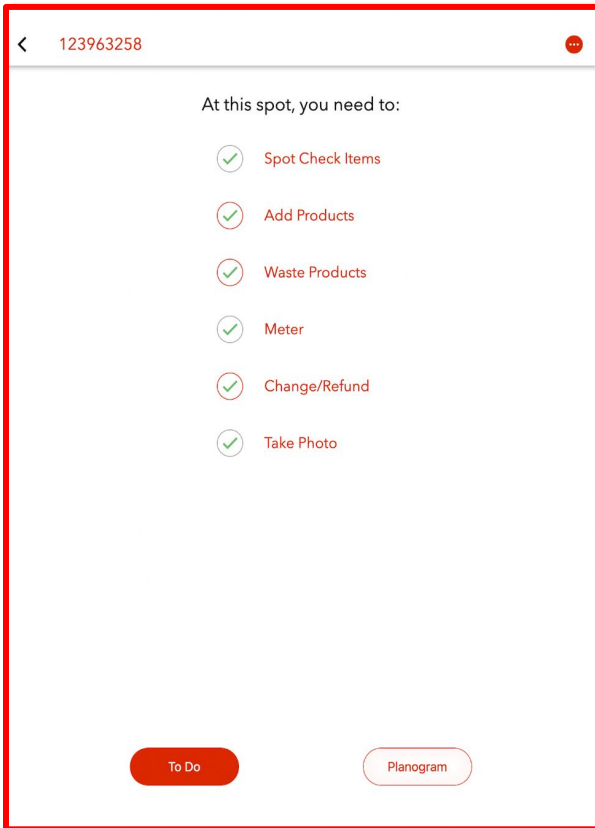
Same

Drive

- The functions are the same, but the UI is different
- Change visit type
- Product quantity pop-up
- End value auto calculated
- Left to right product toggles within a POG
- Ability to discard a visit
- Add cashbag #
- Scan products

In Field

- Checklist of required actions needed before visit will complete & auto sync
- List view of Adds (pick order for visit)
- 2 photos required (machine & tote)
- Toggle for POG view



Discard Visit & Create a Service Call

Field


Drive

Same

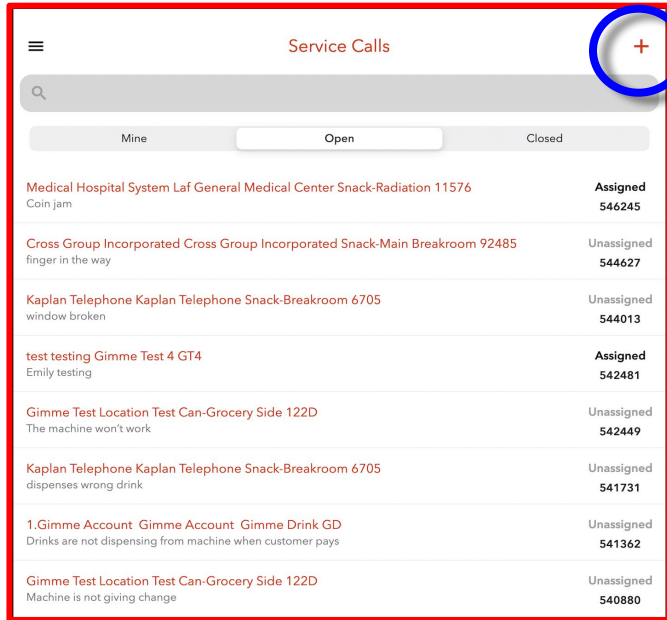
- Ability to Discard a visit

In Field

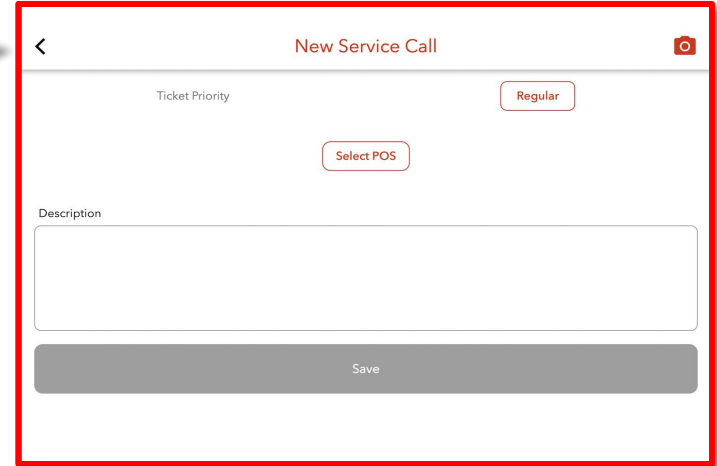
- Tap the visit menu button then tap "Discard Visit"
- Create a service call from a visit



New Service Call



| Service Calls | |
|---|----------------------|
| Medical Hospital System Laf General Medical Center Snack-Radiation 11576 Coin jam | Assigned 546245 |
| Cross Group Incorporated Cross Group Incorporated Snack-Main Breakroom 92485 finger in the way | Unassigned 544627 |
| Kaplan Telephone Kaplan Telephone Snack-Breakroom 6705 window broken | Unassigned 544013 |
| test testing Gimme Test 4 GT4 Emily testing | Assigned 542481 |
| Gimme Test Location Test Can-Grocery Side 122D The machine won't work | Unassigned 542449 |
| Kaplan Telephone Kaplan Telephone Snack-Breakroom 6705 dispenses wrong drink | Unassigned 541731 |
| 1.Gimme Account Gimme Account Gimme Drink GD Drinks are not dispensing from machine when customer pays | Unassigned 541362 |
| Gimme Test Location Test Can-Grocery Side 122D Machine is not giving change | Unassigned 540880 |



New Service Call

Ticket Priority Regular

Select POS

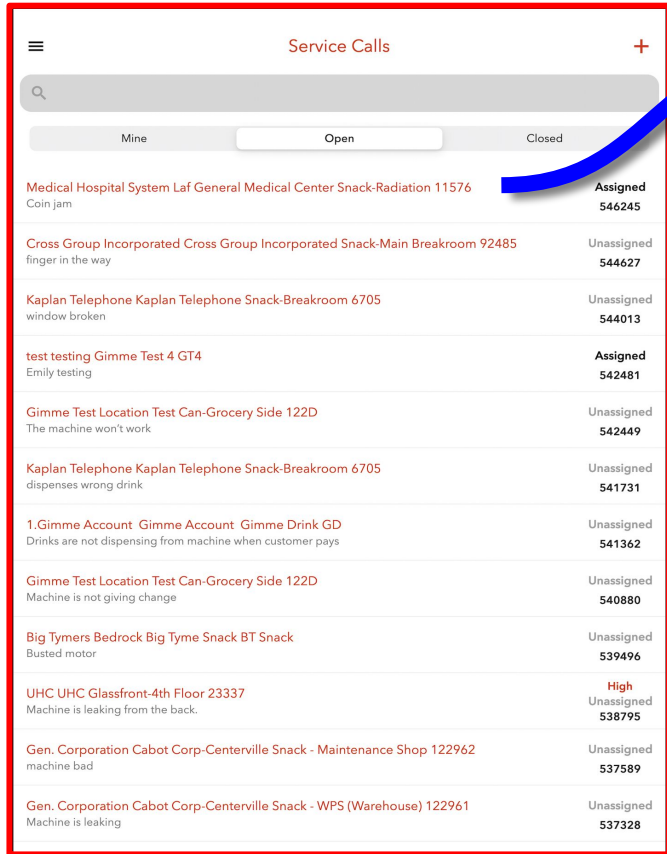
Description

Save

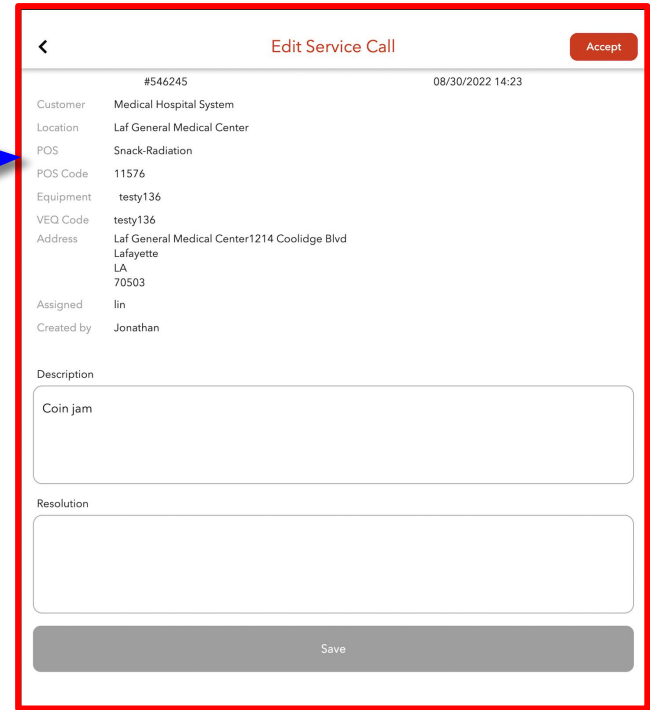
Field

- Create a service call for an unscheduled POS
- View open/closed/assigned service calls

View & Edit Service Calls



| Service Calls | |
|---|------------------------------|
| Medical Hospital System Laf General Medical Center Snack-Radiation 11576 Coin jam | Assigned 546245 |
| Cross Group Incorporated Cross Group Incorporated Snack-Main Breakroom 92485 finger in the way | Unassigned 544627 |
| Kaplan Telephone Kaplan Telephone Snack-Breakroom 6705 window broken | Unassigned 544013 |
| test testing Gimme Test 4 GT4 Emily testing | Assigned 542481 |
| Gimme Test Location Test Can-Grocery Side 122D The machine won't work | Unassigned 542449 |
| Kaplan Telephone Kaplan Telephone Snack-Breakroom 6705 dispenses wrong drink | Unassigned 541731 |
| 1.Gimme Account Gimme Account Gimme Drink GD Drinks are not dispensing from machine when customer pays | Unassigned 541362 |
| Gimme Test Location Test Can-Grocery Side 122D Machine is not giving change | Unassigned 540880 |
| Big Tymers Bedrock Big Tyme Snack BT Snack Busted motor | Unassigned 539496 |
| UHC UHC Glassfront-4th Floor 23337 Machine is leaking from the back. | High Unassigned 538795 |
| Gen. Corporation Cabot Corp-Centerville Snack - Maintenance Shop 122962 machine bad | Unassigned 537589 |
| Gen. Corporation Cabot Corp-Centerville Snack - WPS (Warehouse) 122961 Machine is leaking | Unassigned 537328 |



Edit Service Call Accept

#546245 08/30/2022 14:23

Customer: Medical Hospital System
Location: Laf General Medical Center
POS: Snack-Radiation
POS Code: 11576
Equipment: testy136
VEQ Code: testy136
Address: Laf General Medical Center1214 Coolidge Blvd
Lafayette
LA
70503
Assigned: lin
Created by: Jonathan

Description

Coin jam

Resolution

Save

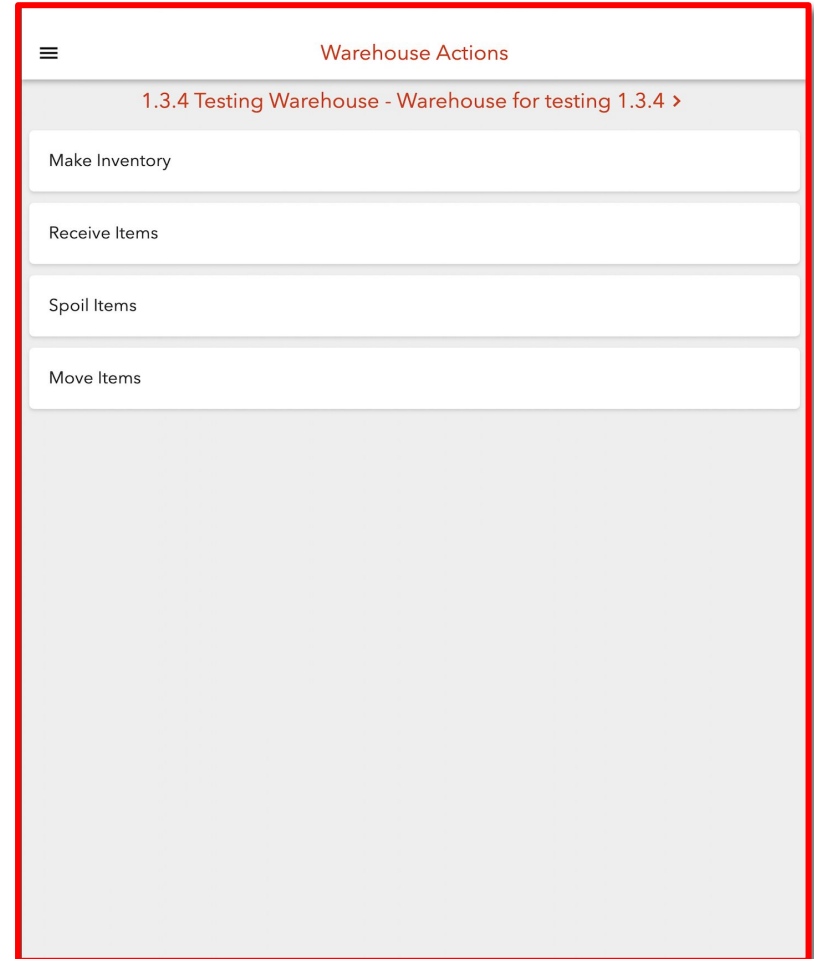
Field

- View, update, and close service calls

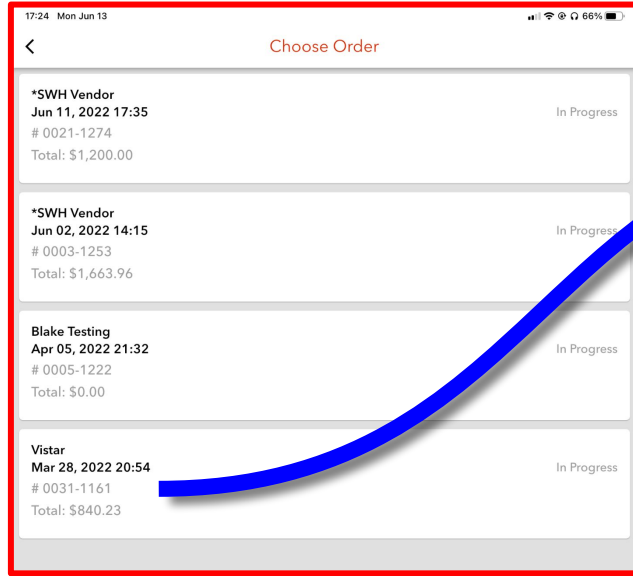
Warehouse Actions

Field

- After initiating a warehouse inventory in VMS, use Field to complete a partial or full inventory by unit of measure with multiple users
- Reconcile purchase orders by confirming or editing the amount of product received
- Spoil warehouse product
- Transfer warehouse product to a different warehouse

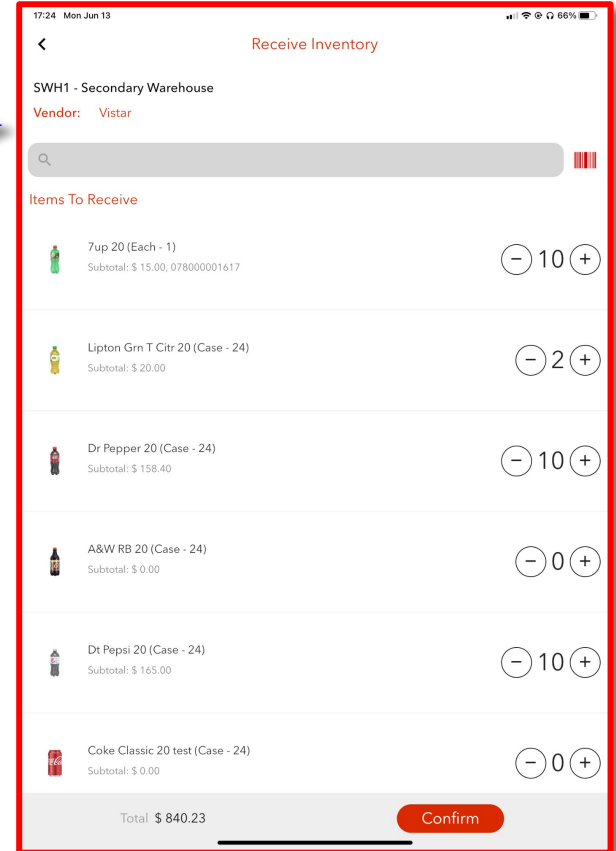


Receive Items > From Purchase Order



Field

- View, edit, and confirm product and quantity received using a PO
- Product details include purchase price and UOM



Spoil Products

Field


- Quickly document spoiled warehouse product
- Scan or manually search for warehouse products
- Select the SKU and quantity to spoil

< Spoil Products Finish Spoil

From: 1.3.4 Testing Warehouse - Warehouse for testing 1.3.4

🔍 📊

Items to Spoil Clear All


 Cheesewich Colby Jack & Salami (Each - 1)
709893002008

⊖ 2 ⊕
Left: 0

Move Products


Field

- Scan or search products warehouse products to transfer
- Select the UOM and quantity to transfer







15:08 
◀ TestFlight 📶 🔒 🔋

◀ **Move Products** Finish Move

From: SWH1 - Secondary Warehouse
To: NAW - Nacho Warehouse
Reason:



Items to Move Clear All

| | | |
|---|---------------------------------|--|
|  | A&W RB 20 Case - 12 98721 |  10  Available: 22cs |
|  | Dr Pepper 20 Case - 24 |  20  Available: 46cs 17ea |

Gimme Cloud

Gimme Cloud will no longer be available to you.

- Visits completed using Gimme Field do not populate in Gimme Cloud
- All visits completed using Gimme Field will automatically sync to EasiTrax and Gimme VMS in parallel

Deploying Gimme Field

How to transition vending drivers and service techs

- Past deployment experience share:
 - In all 3 deployments involving a transition from Gimme Drive to Gimme Field, required minimal training for route merchandisers due to the similarity between the two apps
 - Service techs easily adapt as well
- Best practices:
 - Print this Help Desk Article for [How to service a vending machine](#) and [How to view service calls in Gimme Field](#)
 - Set up a vending machine in the warehouse to demo using Gimme Field to route merchandisers and service techs
 - Add a bookmark link to the [Troubleshooting Gimme Field Issues](#) to the main screen of iPads

Markets

During the ghost deployment, Burch will not use Gimme Field to manage 365 markets. Burch will continue to use the 365 web app.

Using Gimme Field to manage markets requires VDI. Activating VDI between Gimme and 365 requires Gimme VMS. This will happen during the full deployment.